

SUMMARY REPORT

Diversified Bond Fund

Acct. # 000585726

November 30, 2006

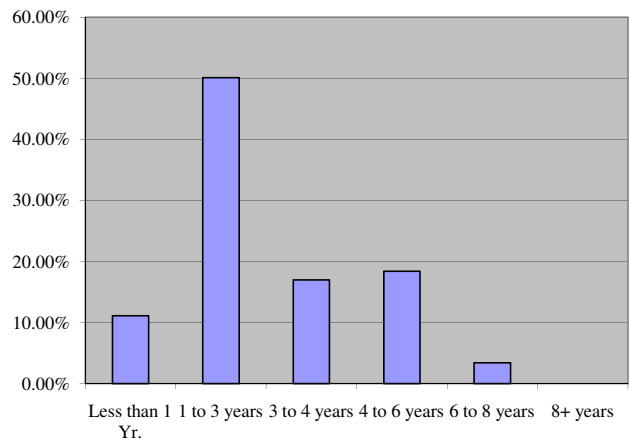
	Div. Bond Portfolio	Lehman Bros. Int. Agg. Index *
Month Total Return	0.82%	1.01%
Month Total Return (Incl. Cash)	0.81%	N/A
Fiscal Year to Date	4.70%	5.06%
Fiscal Year to Date (Incl. Cash)	4.59%	N/A
Calendar Year to Date	4.69%	4.91%
Calendar Year to Date (Incl. Cash)	4.61%	N/A
Wgtd. Avg. Coupon	4.9%	5.2%
Current Yield	4.9%	5.2%
Yield to Maturity	5.4%	5.3%
Wgtd. Avg. Maturity	3.9 yrs.	4.7 yrs.
Effective Duration	2.9 yrs.	3.6 yrs.
Number of securities	74	N/A
Portfolio Size (millions)	\$ 364.6	N/A
Wgtd. Avg. Quality	AAA+	AAA+

* A or Better Credit Component

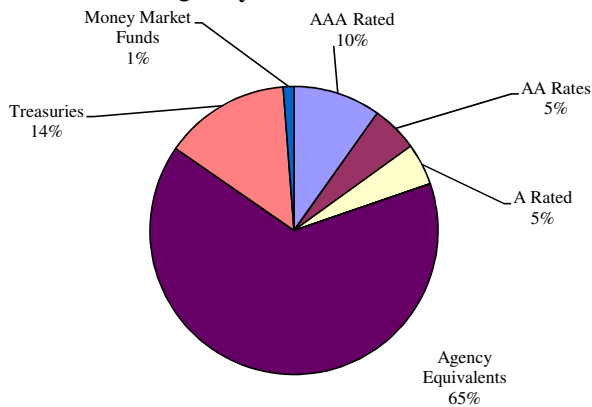
** January Index Returns are estimated

Note: For mortgage securities, average life is used as a proxy for maturity.

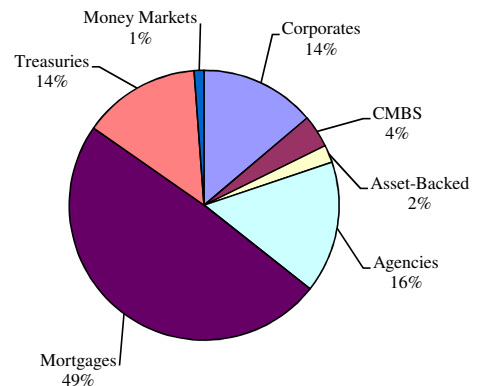
Duration Distribution



Quality Distribution



Sector Distribution



Prior Month Attribution:

Month Total Return	0.57%
Fiscal Year to Date Return	3.75%
Wgtd. Avg. Coupon	4.9%
Current Yield	4.9%
Yield to Maturity	5.5%
Wgtd. Avg. Maturity	4.1 yrs.
Effective Duration	3.0 yrs.
Number of securities	73
Portfolio Size (millions)	\$ 366.9

Explanation for significant change in attributes: